

# Filler injections made perfect.



TSK STERIJECT® filler needle

SCHOTT TOPPAC® cosmetic syringe

\*Based on internal testing performed by SCHOTT conducted in July 2018 in St. Gallen. For more information please contact [pharmaceutical\\_packaging@schott.com](mailto:pharmaceutical_packaging@schott.com)

Being partners of choice in aesthetic injections, TSK and SCHOTT each have superior solutions but show an even more outstanding performance together.

## FILLER NEEDLE

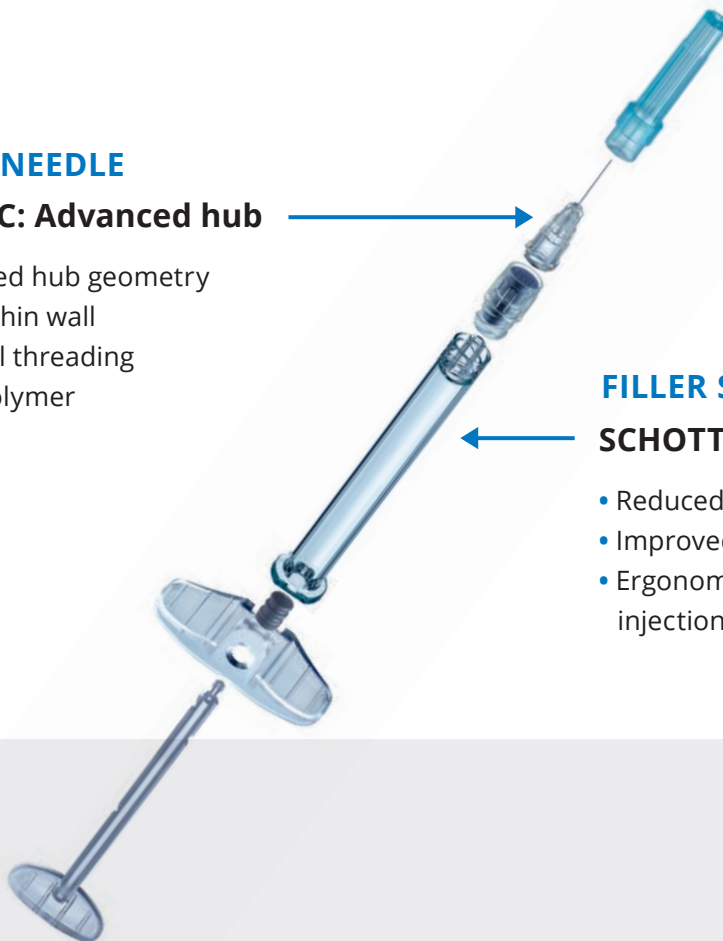
### TSK HPC: Advanced hub

- Advanced hub geometry
- ULTRA thin wall
- External threading
- Hard polymer

## FILLER SYRINGE

### SCHOTT TOPPAC® cosmetic:

- Reduced extrusion forces
- Improved dose accuracy
- Ergonomic components for injection comfort

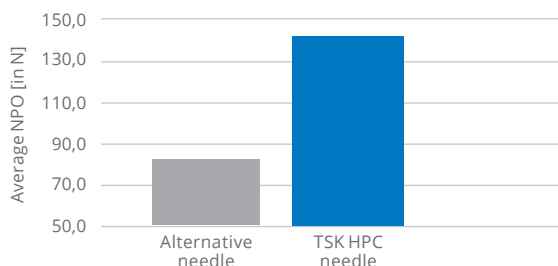


## Superior combination

High viscous dermal filler gels in combination with small sized needles cause high pressure inside the syringe. Therefore a robust syringe system and optimized injection forces are essential for a gentle administration.

A dermal filler needle from TSK as well as a market alternative filler needle have been tested with the polymer pre-fillable syringe from SCHOTT in terms of needle pop-off and leakage. Results show that the functionality of SCHOTT TOPPAC® cosmetic together with the TSK HPC needle hub allow for an improved injection performance with less risk of injection malfunction.

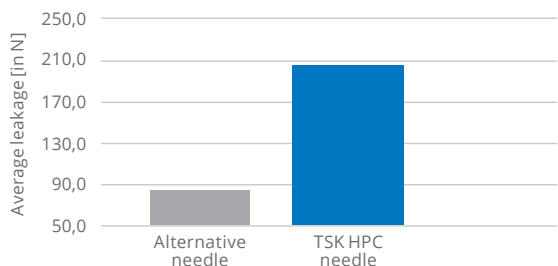
### Needle Pop-off



**Pop-off: TSK and SCHOTT combination resists more than 1.5x more pressure before pop-off occurs**

An average force which is nearly 70% higher needs to be applied before needle pop-off occurs with the TSK HPC needle

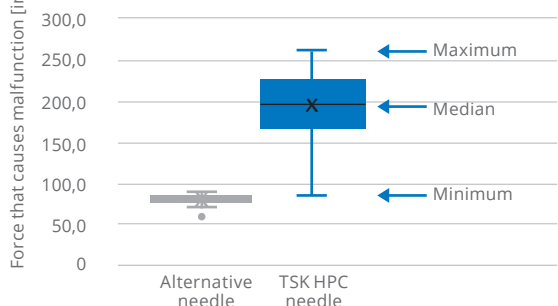
### Needle Leakage



**Leakage: TSK and SCHOTT combination withstands 2.5x more pressure before leakage occurs**

An average force which is nearly 150% higher needs to be applied before leakage occurs with the TSK HPC needle

### Robustness of System



**Robustness: TSK and SCHOTT combination endures where others fail**

At 95 N (according to tests the average maximum force a user can apply to the syringe\*) the combination showed no single failure while others showed either needle leakage or pop-off

\* A. D. Astin, Finger Force Capability: Measurement and Prediction Using Anthropometric and Myoelectric Measures, Faculty of the Virginia Polytechnic Institute and State University, Blacksburg, VA, USA, 1999.

## Testing approach:

By simulating a regular dermal filler injection process, an increasing force was applied on the plunger rod until a malfunction, being either needle leakage or pop-off, occurred. The maximum force (in N) was determined in the moment when any of these failures happened.

europe@tsklab.com  
www.tsklab.com

pharmaceutical\_packaging@schott.com  
www.schott.com/pharmaceutical\_systems

