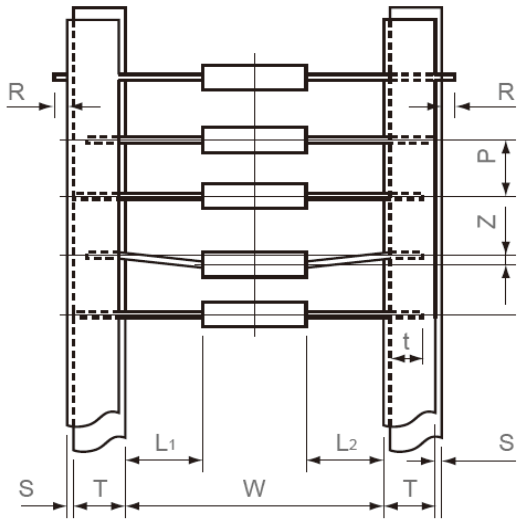


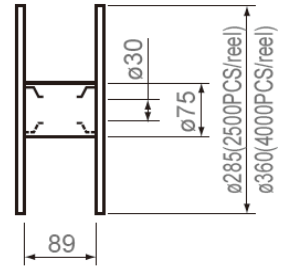
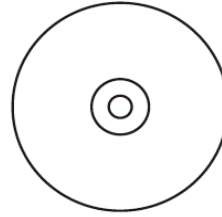
SF Lead Cutting and Taping

	Standard Lead Type			Long Lead Type	
	SF/R0 SFH/R0	SF/K	SF/Y	SF/R1 SFH/R1	SF/Y-1
Taping	-	○	-	○	-
Lead Cutting	○	○	-	○	-
Lead Forming	○	-	-	○	-

Taping



Reel




SF/R, SFH/R : 4000PCS/reel
SF/K : 2500PCS/reel

(Unit : mm)

W	P	L1-L2	T	Z	R	t	S
52±2							
63±2	5±0.5	≤2.0	6±1	≤2.0	≤0.5	≤3.2	≤0.8
67±2							

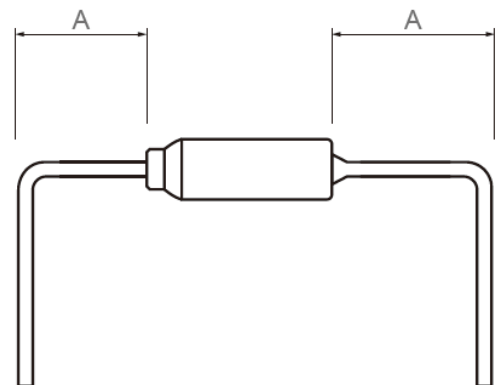
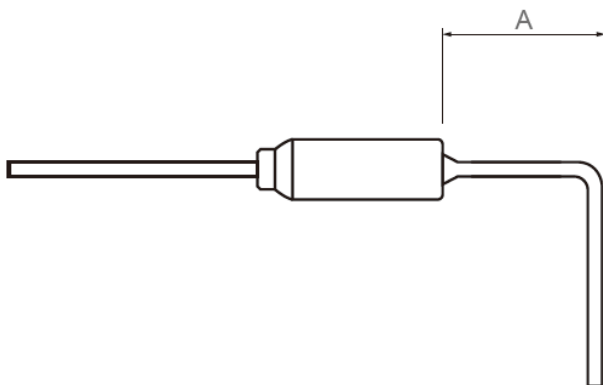
Lead Cutting

● SF Type



L1 : 9-30
L2 : 7-30 (mm)

Lead Forming (SF/R, SFH/R only)



A : Should be more than 5mm.

● For more information on dimensions not described in diagrams above, please kindly contact us.