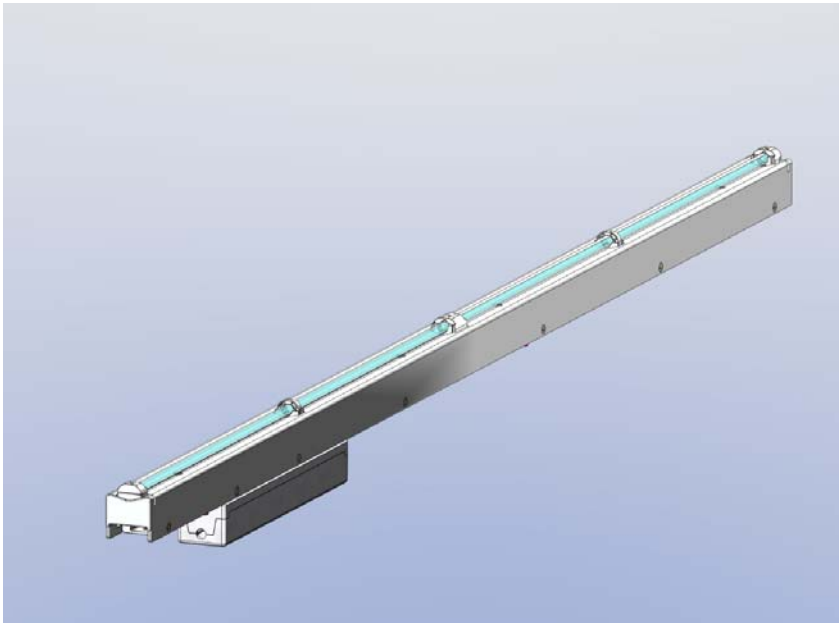


# SCHOTT® HelioJet Spectrum<sup>CC</sup>

Ultimate color fidelity through permanent sensor control



Colorful and Homogeneous

## Aircraft Cabin Illumination

- Functional light (white)
- Ambient light scenarios (colored)


## The Challenge: Constant light performance

By physical principal LEDs change color and light intensity over time.

### Disadvantages of conventional LED systems:

- No homogeneous light pattern
- Change of light output over time
- Mismatching colors due to exposed temperature and aging pattern
- High maintenance efforts due to the huge color differences

## Lifelong homogenous light

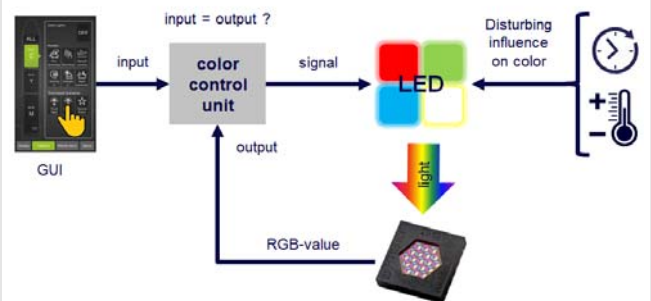


## The Solution: Active LED management


**HelioJet® technology** permanently monitors and controls each LED and thus enables:

- **Homogeneous light distribution**
- **Stability of light intensity**
- **Stability of light color**
- **Maintenance friendly**
- **Ecologically friendly**

## Full integrated LED control



## Product Characteristics



- HelioJet Spectrum<sup>CC</sup> eliminates color shifts over the entire lifetime
- Low maintenance. Meantime between failure (MTBF) t > 100.000 OH
- Designed for line- and retrofit. Modular production concept provides high compatibility with different aircraft and operating systems.

Type	Dimension	# of PSU	# of Segments	Weight	Max. Power
I	12"-18"	1	1	410 g (18") <sup>1)</sup>	15 W
II	22"-36,5"	1	2	670 g (36,5") <sup>1)</sup>	29 W
III	37"-46,5"	1	3	800 g (46,5") <sup>1)</sup>	35 W
IV	47"-54"	2	3	1000 g (54") <sup>1)</sup>	43 W
V	55"-72"	2	4	1350 g (72") <sup>1)</sup>	57 W

## Technical Data

<b>Dimensions</b>	Lamp module: 31 mm (H) x 27 mm (W) x 928 mm (L), length customizable Power supply: 25 mm (H) x 29,5 mm (W) x 165 mm (L), can be separated																		
<b>Color rendering index (CRI)</b>	> 85 (@CCT 3300 K ... 8000 K)																		
<b>Light stability</b>	Color shift ≤ 3 SDCM Brightness shift < 1% over specified temperature range and lifetime																		
<b>Light intensity</b>	1m distance > 300 lx, non regulated @ 4000K																		
<b>Beam angle</b>	60°																		
<b>Light control</b>	<table border="1"> <tbody> <tr> <td>Discrete Signal</td> <td>✓</td> <td>✓<sup>2)</sup></td> <td></td> </tr> <tr> <td>Discrete RS 485 Switch Module</td> <td>✓</td> <td>✓</td> <td></td> </tr> <tr> <td>RS 485</td> <td>✓</td> <td>✓</td> <td>✓</td> </tr> <tr> <td></td> <td>Bi Color-Dimming</td> <td>Limited Color Scenes</td> <td>Full Spectrum Color &amp; Dynamic Scenes</td> </tr> </tbody> </table>			Discrete Signal	✓	✓ <sup>2)</sup>		Discrete RS 485 Switch Module	✓	✓		RS 485	✓	✓	✓		Bi Color-Dimming	Limited Color Scenes	Full Spectrum Color & Dynamic Scenes
Discrete Signal	✓	✓ <sup>2)</sup>																	
Discrete RS 485 Switch Module	✓	✓																	
RS 485	✓	✓	✓																
	Bi Color-Dimming	Limited Color Scenes	Full Spectrum Color & Dynamic Scenes																

1) with power supply

2) Airbus and Boeing 777 only

All specifications are subject to change without prior notice. This datasheet or any extracts thereof may only be used in other publications with express permission of SCHOTT. © SCHOTT AG

Aviation  
**SCHOTT AG**  
 Hattenbergstrasse 10  
 55122 Mainz  
 Germany  
 Phone: +49 (0) 6131/66-7845  
 Fax: +49 (0) 6131/66-7850  
 aviation.info@schott.com  
 www.schott.com/aviation

**SCHOTT**  
 glass made of ideas