

# tech | buzz

ELECTRONIC PACKAGING



SCHOTT  
glass made of ideas

Issue 3 | October 2010

## HermeS<sup>®</sup> can help to miniaturize MEMS devices by more than 80%\*

Hermetic packages protect sensitive electronic and mechanical components of micro-electro-mechanical systems (MEMS) against environmental influences, while at the same time, allow electric signals to pass through. Due to these functional requirements, existing packaging designs face several challenges. It is difficult to reduce the size of the packaging while having to maintain the hermeticity of the seal and thus the efficiency of the device.

To overcome these challenges, NEC SCHOTT Components Corporation developed a new technology for manufacturing, a glass substrate with embedded fine vias called SCHOTT HermeS<sup>®</sup> (derived from "hermetic substrates"). In-house experts continually enhance the specifications of HermeS<sup>®</sup>: With thinner electrodes ( $\varnothing 100\mu\text{m} \rightarrow \varnothing 80\mu\text{m}$ ), shorter electrode pitch ( $250\mu\text{m} \rightarrow 200\mu\text{m}$ ) and thinner wafers ( $500\mu\text{m} \rightarrow 350\mu\text{m}$ ), an overall reduction of more than 80%\* in the final size of the device (e.g. sensors) can be achieved by using HermeS<sup>®</sup>.



Traditionally, silicon wafers are employed in applications such as sensors, switches and actuators for digital cameras and notebook computers. As silicon wafers are first diced into smaller elements, then packaged and sealed individually, the packaging step contributes significantly to the cost. SCHOTT HermeS<sup>®</sup>, on the other hand, has fine vias embedded in the glass substrate that can be used to join directly with the MEMS on the silicon wafers. The combined part is then diced into smaller elements. In this way, glass-to-metal feedthroughs can be manufactured using a one-step process and then be connected with thousands of MEMS during a second step

### CONTENT

– an ideal prerequisite for cost-effective mass production. Customers can hence achieve wafer-level packaging (WLP).


HermeS® is made with high-quality, colorless glass material and is ideal for use in optical devices such as telecommunication, image sensors and liquid crystal devices. Visual internal inspections can also be performed on the MEMS after packaging. In addition, it can be adjusted using laser light due to the transparent quality of glass. This would not be possible with metal housings.

NEC SCHOTT offers HermeS® made with BOROFLOAT® 33 and D263T glass types. “BOROFLOAT® 33 is a low alkali-

line borosilicate glass with an average thermal expansion coefficient close to that of silicon, which allows for easy joining,” explains Yutaka Onezawa, Manager of R&D/New Business of the Glass-to-Metal Sealing Division at NEC SCHOTT. “We have received several requests for HermeS® with other glass types. This is because different thermal expansion coefficients would be required when forming devices through, for example, metallization on a substrate without performing anodic bonding with silicon. Hence, we are pleased to announce that HermeS® is now also available with D263T glass.”

The company is equipped for the mass production of 4-inch and 6-inch wafers, and will be ready for 8-inch wafers. In addition, NEC SCHOTT has established partnerships with several foundries to offer to customers seeking a complete package that includes metallization, cavity and hole-forming.

\*Internal estimation



**SCHOTT Microelectronic Packages**

**General information:**  
Microelectronic packages house small- to medium-sized batches of fully electronic circuits. They are used in electronic and opto-electronic applications and also increasingly in microelectronic mechanical systems (MEMS). Additional features, such as optical windows, high frequency (HF) feed-throughs, selective plating, temperature heat sinks and high voltage feed-throughs, can also be integrated.

- SCHOTT's microelectronic/hybrid packages hermetically seal not just one, but several encapsulated and non-encapsulated components within a housing. SCHOTT has 3 formats available, namely:
  - Machined types (Customized solution)
  - Hotmarks (Stamped solutions)
  - Plug-In (Stamped solutions)
- Depending on the customer's design and requirements, SCHOTT offers two different sealing technologies which can also be used in combination to integrate all conventional types of contacts within a single hybrid package:
  - Glass-to-Metal Seal (GTMS): The combination of glass and metal is suitable for all applications requiring consistent hermetic sealing
  - Ceramic-to-Metal Seal (SCHOTT CerTMS®): The use of special types of ceramics is suitable for packaging circuits with special design and technical needs, such as partitioning, wiring, throughput quantity and density requirements.

Each of the above sealing technologies has its own unique advantages:

- **Advantage of GTMS:**
  - Effective hermetic sealing, even in harsh or challenging environments
  - Long term reliable and high reliability
  - Manufacturing facilities in Asia, Europe and the US
- **Advantages of SCHOTT CerTMS®:**
  - For use in complex conductor systems and smaller devices
  - Increased performance due to larger number of input/output ports
  - LCC and HTCC production facilities available

**Applications:**

- Both GTMS and SCHOTT CerTMS® microelectronic/hybrid packages are widely used in applications such as:
  - Data communication
  - Medical technology
  - Microwave packaging
  - Sensor technology
  - Industrial lasers
  - Power electronics

**SCHOTT**  
glass made of ideas

## SCHOTT Microelectronic Packages – New Datasheet!

Microelectronic packages house small- to medium-sized batches of fully electronic circuits. They are used in electronic and opto-electronic applications and also increasingly in microelectronic mechanical systems (MEMS).

There are two different sealing technologies possible, which can also be used in combination to integrate all conventional types

of contacts within a single hybrid package. These are glass-to-metal sealing (GTMS) and ceramic-to-metal sealing (SCHOTT CerTMS®)

For more information, please refer to the new “SCHOTT Microelectronic Packages” information sheet. Alternatively, you could also contact us directly at any of our competence centers near you.

# Customers Worldwide Can Now Buy HTCC, LTCC and GTMS Housings from One Source

SCHOTT Electronic Packaging has more than 10 years of experience in the area of High Temperature Cofired Ceramics (HTCC). Now, SCHOTT has transferred its HTCC manufacturing line from Japan to Landshut in Germany. The German facility also houses one of the company's development and manufacturing centers for hermetic feedthroughs and housings based on glass-to-metal sealing technology. In addition, SCHOTT will be expanding its product line in the area of Low Temperature Cofired Ceramics (LTCC) through a long-term agreement on cooperation with VIA electronic.

"We are proud of our reputation as an extremely agile and knowledgeable development partner who has a lot of expertise in the area of microsystems technology," says Franz Bechtold, Managing Director of VIA electronic. "Our relationship with SCHOTT now enables us access to a global sales network and industrial manufacturing capacities. This will allow us to support our customers much more effectively on everything from prototypes to serial production," he adds.



Quality control of the preliminary products ("greensheets") for manufacturing multilayer ceramics.

## Protection for complex systems in the smallest of spaces

Hermetic housings are needed to provide long-term protection against undesirable influences, such as moisture, for electronic and opto-electronic components. Metallic conductor rods are held into place in the housings with melted glass to produce glass-to-metal sealed (GTMS) gas-tight packages. With multilayer ceramics, the feedthrough is integrated into the package of layers and soldered into metallic parts (ceramic-to-metal seals, CerTMS®). In addition, optical interfaces, for instance lenses and windows, and special materials that allow for the heat to dissipate can also be integrated.

Full ceramic and ceramic-to-metal housings allow for higher number of conductors to be connected together in a complex manner inside the smallest possible spaces. These are indispensable when it comes to miniaturizing devices for high-frequency applications.



**High frequency packages for high speed transmission – 25 Gbit/s and beyond**

**Product information**  
SCHOTT's high frequency packages can achieve bandwidth requirements of more than 25 Gbit/s, meeting the increasing market demand for faster transmission speeds. They're available in a number of different styles (TO) and hybrid packages are available. The TO consists of a header to support passive components and a base to ensure the smooth transmission of optical signals. The hybrid solutions (e.g. box packages) are ideal for cooled systems such as VLSI and MCM-D. Both solutions protect optical components (e.g. laser diodes and photodiodes) from humidity and other sources of performance degradation.

**Advantages**  
■ Hermetically sealed using established glass-to-metal and ceramic-to-metal sealing technology. SCHOTT's TO modules and hybrid packages have been used in the market for decades because of their proven reliability and performance.  
■ Excellent RF Performance: With matched impedance, SCHOTT packages have low insertion and return losses for high data rates of 25 Gbit/s and beyond.  
■ Flexible implementation: Experts from SCHOTT work closely with end users for the refinement of existing package designs (material, pin placement, etc.) so that currently available manufacturing techniques and/or infrastructure can be utilized to achieve the desired high-speed transmission.  
■ One stop shipping due to SCHOTT's vertically integrated production

**Technical Specifications**

Platform	80 TQFP, 100 Pin Ball Grid Array
Package	TO18, custom low temp package
Dimensions	TO18 - 20.0 x 10.0 x 4.0 mm
Weight	TO18 - 0.25 g (0.0088 oz)
Temperature	TO18 - 125°C (255°F)
Material	TO18 - Alumina (Al <sub>2</sub> O <sub>3</sub> )
Lead finish	TO18 - Au (24K)
Lead form	TO18 - Gull Wing
Lead pitch	TO18 - 0.50 mm (0.0197 in)
Lead length	TO18 - 1.27 mm (0.0500 in)
Lead diameter	TO18 - 0.25 mm (0.0098 in)
Lead thickness	TO18 - 0.10 mm (0.0039 in)
Lead spacing	TO18 - 0.50 mm (0.0197 in)
Lead diameter	TO18 - 0.25 mm (0.0098 in)
Lead thickness	TO18 - 0.10 mm (0.0039 in)
Lead spacing	TO18 - 0.50 mm (0.0197 in)
Lead diameter	TO18 - 0.25 mm (0.0098 in)
Lead thickness	TO18 - 0.10 mm (0.0039 in)
Lead spacing	TO18 - 0.50 mm (0.0197 in)

**Applications**  
■ 25 Gbit/s Ethernet (100 GbE)  
■ 100 GbE Ethernet (40 GbE)  
■ 100 GbE Ethernet (20 GbE)  
■ 100 GbE Ethernet (10 GbE)  
■ 100 GbE Ethernet (5 GbE)  
■ 100 GbE Ethernet (2.5 GbE)  
■ 100 GbE Ethernet (1.25 GbE)  
■ 100 GbE Ethernet (0.625 GbE)  
■ 100 GbE Ethernet (0.3125 GbE)  
■ 100 GbE Ethernet (0.15625 GbE)  
■ 100 GbE Ethernet (0.078125 GbE)  
■ 100 GbE Ethernet (0.0390625 GbE)  
■ 100 GbE Ethernet (0.01953125 GbE)  
■ 100 GbE Ethernet (0.009765625 GbE)  
■ 100 GbE Ethernet (0.0048828125 GbE)  
■ 100 GbE Ethernet (0.00244140625 GbE)  
■ 100 GbE Ethernet (0.001220703125 GbE)  
■ 100 GbE Ethernet (0.0006103515625 GbE)  
■ 100 GbE Ethernet (0.00030517578125 GbE)  
■ 100 GbE Ethernet (0.000152587890625 GbE)  
■ 100 GbE Ethernet (7.62939453125e-05 GbE)  
■ 100 GbE Ethernet (3.814697265625e-05 GbE)  
■ 100 GbE Ethernet (1.9073486328125e-05 GbE)  
■ 100 GbE Ethernet (9.5367431640625e-06 GbE)  
■ 100 GbE Ethernet (4.76837158203125e-06 GbE)  
■ 100 GbE Ethernet (2.384185791015625e-06 GbE)  
■ 100 GbE Ethernet (1.1920928955078125e-06 GbE)  
■ 100 GbE Ethernet (5.9604644775390625e-07 GbE)  
■ 100 GbE Ethernet (2.98023223876953125e-07 GbE)  
■ 100 GbE Ethernet (1.490116119384765625e-07 GbE)  
■ 100 GbE Ethernet (7.450580596923828125e-08 GbE)  
■ 100 GbE Ethernet (3.7252902984619140625e-08 GbE)  
■ 100 GbE Ethernet (1.86264514923095703125e-08 GbE)  
■ 100 GbE Ethernet (9.31322574615478515625e-09 GbE)  
■ 100 GbE Ethernet (4.656612873077392578125e-09 GbE)  
■ 100 GbE Ethernet (2.3283064365386962890625e-09 GbE)  
■ 100 GbE Ethernet (1.16415321826934814453125e-09 GbE)  
■ 100 GbE Ethernet (5.82076609134674072265625e-10 GbE)  
■ 100 GbE Ethernet (2.910383045673370361328125e-10 GbE)  
■ 100 GbE Ethernet (1.4551915228366851806640625e-10 GbE)  
■ 100 GbE Ethernet (7.2759576141834259033203125e-11 GbE)  
■ 100 GbE Ethernet (3.63797880709171295166015625e-11 GbE)  
■ 100 GbE Ethernet (1.818989403545856475830078125e-11 GbE)  
■ 100 GbE Ethernet (9.094947017729282379150390625e-12 GbE)  
■ 100 GbE Ethernet (4.5474735088646411895751953125e-12 GbE)  
■ 100 GbE Ethernet (2.27373675443232059478759765625e-12 GbE)  
■ 100 GbE Ethernet (1.136868377216160297393798828125e-12 GbE)  
■ 100 GbE Ethernet (5.684341886080801486968994140625e-13 GbE)  
■ 100 GbE Ethernet (2.8421709430404007434844970703125e-13 GbE)  
■ 100 GbE Ethernet (1.42108547152020037174224853515625e-13 GbE)  
■ 100 GbE Ethernet (7.10542735760100185871124267765625e-14 GbE)  
■ 100 GbE Ethernet (3.552713678800500929355621338828125e-14 GbE)  
■ 100 GbE Ethernet (1.7763568394002504646778106694140625e-14 GbE)  
■ 100 GbE Ethernet (8.8817841970012523233890533471875e-15 GbE)  
■ 100 GbE Ethernet (4.44089209850062616169452667359375e-15 GbE)  
■ 100 GbE Ethernet (2.220446049250313080847263336796875e-15 GbE)  
■ 100 GbE Ethernet (1.1102230246251565404236316683984375e-15 GbE)  
■ 100 GbE Ethernet (5.5511151231257827021118153419921875e-16 GbE)  
■ 100 GbE Ethernet (2.77555756156289135105590767099609375e-16 GbE)  
■ 100 GbE Ethernet (1.387778780781445675527953835498046875e-16 GbE)  
■ 100 GbE Ethernet (6.938893903907228377639769177490234375e-17 GbE)  
■ 100 GbE Ethernet (3.4694469519536141888198845887451171875e-17 GbE)  
■ 100 GbE Ethernet (1.7347234759768070944099422943725859375e-17 GbE)  
■ 100 GbE Ethernet (8.6736173798840354720497114718629296875e-18 GbE)  
■ 100 GbE Ethernet (4.3368086899420177360248557359314649640625e-18 GbE)  
■ 100 GbE Ethernet (2.1684043449710088680124278679657324803125e-18 GbE)  
■ 100 GbE Ethernet (1.08420217248550443400621393398286624015625e-18 GbE)  
■ 100 GbE Ethernet (5.4210108624275221700310696669914312403125e-19 GbE)  
■ 100 GbE Ethernet (2.710505431213761085015534833495715624015625e-19 GbE)  
■ 100 GbE Ethernet (1.355252715606880542507767416747877812403125e-19 GbE)  
■ 100 GbE Ethernet (6.7762635780344027125388370837393890624015625e-20 GbE)  
■ 100 GbE Ethernet (3.38813178901720135626941854186969450312403125e-20 GbE)  
■ 100 GbE Ethernet (1.6940658945086006781347092709349472515624015625e-20 GbE)  
■ 100 GbE Ethernet (8.470329472543003390673546354674736257812403125e-21 GbE)  
■ 100 GbE Ethernet (4.23516473627150169533677317733736812890624015625e-21 GbE)  
■ 100 GbE Ethernet (2.11758236813575084766838658866868414450312403125e-21 GbE)  
■ 100 GbE Ethernet (1.0587911840678754238341932943343420722515624015625e-21 GbE)  
■ 100 GbE Ethernet (5.293955920339377119170966472171710361257812403125e-22 GbE)  
■ 100 GbE Ethernet (2.646977960169688559585483236085855180625390624015625e-22 GbE)  
■ 100 GbE Ethernet (1.3234889800848442797927416180429275903125390624015625e-22 GbE)  
■ 100 GbE Ethernet (6.6174449004242213989637080902146379515625390624015625e-23 GbE)  
■ 100 GbE Ethernet (3.308722450212110699481854045107318797578125390624015625e-23 GbE)  
■ 100 GbE Ethernet (1.654361225106055349740927222553658987890625390624015625e-23 GbE)  
■ 100 GbE Ethernet (8.2718061255302767487046361127682949394503125390624015625e-24 GbE)  
■ 100 GbE Ethernet (4.135903062765138374352318056384147472515625390624015625e-24 GbE)  
■ 100 GbE Ethernet (2.0679515313825691871776090281920737362578125390624015625e-24 GbE)  
■ 100 GbE Ethernet (1.033975765691284593588804514096036868125390624015625e-24 GbE)  
■ 100 GbE Ethernet (5.169878828456422967944022570480184340625390624015625e-25 GbE)  
■ 100 GbE Ethernet (2.5849394142282114839720112852400921703125390624015625e-25 GbE)  
■ 100 GbE Ethernet (1.29246970711410574198600564262004608515625390624015625e-25 GbE)  
■ 100 GbE Ethernet (6.46234853557052870993002821310023042578125390624015625e-26 GbE)  
■ 100 GbE Ethernet (3.231174267785264354965014106550115212890625390624015625e-26 GbE)  
■ 100 GbE Ethernet (1.61558713389263217748250705327505761244503125390624015625e-26 GbE)  
■ 100 GbE Ethernet (8.0779356694631608874125352663752880625390624015625e-27 GbE)  
■ 100 GbE Ethernet (4.03896783473158044370626763318764403125390624015625e-27 GbE)  
■ 100 GbE Ethernet (2.019483917365790221853133816593822015625390624015625e-27 GbE)  
■ 100 GbE Ethernet (1.00974195868289511092656690829691103125390624015625e-27 GbE)  
■ 100 GbE Ethernet (5.048709793414475554632834541484555515625390624015625e-28 GbE)  
■ 100 GbE Ethernet (2.52435489670723777731641727074227778125390624015625e-28 GbE)  
■ 100 GbE Ethernet (1.262177448353618888658208635371138890625390624015625e-28 GbE)  
■ 100 GbE Ethernet (6.3108872417680944432910431676856944503125390624015625e-29 GbE)  
■ 100 GbE Ethernet (3.1554436208840472216455215388428472515625390624015625e-29 GbE)  
■ 100 GbE Ethernet (1.57772181044202361082276076942142362578125390624015625e-29 GbE)  
■ 100 GbE Ethernet (7.8886090522101180541138038471071118125390624015625e-30 GbE)  
■ 100 GbE Ethernet (3.94430452610505902705690192355355590625390624015625e-30 GbE)  
■ 100 GbE Ethernet (1.972152263052529513528450961776777953125390624015625e-30 GbE)  
■ 100 GbE Ethernet (9.860761315262647567642254808888889765625390624015625e-31 GbE)  
■ 100 GbE Ethernet (4.930380657631323783821127404444444878125390624015625e-31 GbE)  
■ 100 GbE Ethernet (2.465190328815611891910613702222224390625390624015625e-31 GbE)  
■ 100 GbE Ethernet (1.2325951644078059459553068511111121953125390624015625e-31 GbE)  
■ 100 GbE Ethernet (6.16297582203902972977653425555555609375390624015625e-32 GbE)  
■ 100 GbE Ethernet (3.081487911019514864888267127777778046875390624015625e-32 GbE)  
■ 100 GbE Ethernet (1.5407439555097574324441335638888890234375390624015625e-32 GbE)  
■ 100 GbE Ethernet (7.7037197775487871622206678194444451171875390624015625e-33 GbE)  
■ 100 GbE Ethernet (3.85185988877439358111033390972222255890625390624015625e-33 GbE)  
■ 100 GbE Ethernet (1.92592994438719679055516695486111112794503125390624015625e-33 GbE)  
■ 100 GbE Ethernet (9.62964972193598395277783477430555639765625390624015625e-34 GbE)  
■ 100 GbE Ethernet (4.8148248609679919763889173871527778125390624015625e-34 GbE)  
■ 100 GbE Ethernet (2.40741243048399598819445869357638890625390624015625e-34 GbE)  
■ 100 GbE Ethernet (1.203706215241997994097229346788194451171875390624015625e-34 GbE)  
■ 100 GbE Ethernet (6.0185310762209899704861447189444455890625390624015625e-35 GbE)  
■ 100 GbE Ethernet (3.009265538110494985243072359472222794503125390624015625e-35 GbE)  
■ 100 GbE Ethernet (1.50463276905524749262153617973611113972515625390624015625e-35 GbE)  
■ 100 GbE Ethernet (7.5231638452762374631076808986805559878125390624015625e-36 GbE)  
■ 100 GbE Ethernet (3.76158192263811873155384044934027794503125390624015625e-36 GbE)  
■ 100 GbE Ethernet (1.8807909613190593657769202246701389765625390624015625e-36 GbE)  
■ 100 GbE Ethernet (9.403954806595296828884601123335094878125390624015625e-37 GbE)  
■ 100 GbE Ethernet (4.7019774032976484144423005616675474390625390624015625e-37 GbE)  
■ 100 GbE Ethernet (2.35098870164882420722115028083377371953125390624015625e-37 GbE)  
■ 100 GbE Ethernet (1.175494350824412103610751400416886878125390624015625e-37 GbE)  
■ 100 GbE Ethernet (5.8774717541220605180535270020844444390625390624015625e-38 GbE)  
■ 100 GbE Ethernet (2.9387358770610302590267635010422221953125390624015625e-38 GbE)  
■ 100 GbE Ethernet (1.46936793853051512951338175052111109765625390624015625e-38 GbE)  
■ 100 GbE Ethernet (7.34683969265257564756669075026055554878125390624015625e-39 GbE)  
■ 100 GbE Ethernet (3.673419846326287823783345375130277794503125390624015625e-39 GbE)  
■ 100 GbE Ethernet (1.83670992316314391189167268756513889765625390624015625e-39 GbE)  
■ 100 GbE Ethernet (9.18354961581571955945836343782594878125390624015625e-40 GbE)  
■ 100 GbE Ethernet (4.591774807907859779729181718912974390625390624015625e-40 GbE)  
■ 100 GbE Ethernet (2.29588740395392988986459085945614871953125390624015625e-40 GbE)  
■ 100 GbE Ethernet (1.147943701976964944932295429728074390625390624015625e-40 GbE)  
■ 100 GbE Ethernet (5.739718509884824724661147648640371953125390624015625e-41 GbE)  
■ 100 GbE Ethernet (2.8698592549424123623305738243201871953125390624015625e-41 GbE)  
■ 100 GbE Ethernet (1.43492962747120618116528691216009371953125390624015625e-41 GbE)  
■ 100 GbE Ethernet (7.17464813735603090582643456104046871953125390624015625e-42 GbE)  
■ 100 GbE Ethernet (3.587324068678015452913217280520234375390624015625e-42 GbE)  
■ 100 GbE Ethernet (1.7936620343390077264566086402601171875390624015625e-42 GbE)  
■ 100 GbE Ethernet (8.9683101716950386322830432013005890625390624015625e-43 GbE)  
■ 100 GbE Ethernet (4.484155085847519316141521600650294503125390624015625e-43 GbE)  
■ 100 GbE Ethernet (2.2420775429237596580707608003251472515625390624015625e-43 GbE)  
■ 100 GbE Ethernet (1.12103877146187982903538040016257362578125390624015625e-43 GbE)  
■ 100 GbE Ethernet (5.605193857309399145176902000812863625390624015625e-44 GbE)  
■ 100 GbE Ethernet (2.802596928654699572588451000406431625390624015625e-44 GbE)  
■ 100 GbE Ethernet (1.401298464327349786294225500203215625390624015625e-44 GbE)  
■ 100 GbE Ethernet (7.00649232163674893147111275010160625390624015625e-45 GbE)  
■ 100 GbE Ethernet (3.503246160818374465735556375050803125390624015625e-45 GbE)  
■ 100 GbE Ethernet (1.7516230804091872328677781875254015625390624015625e-45 GbE)  
■ 100 GbE Ethernet (8.75811540204593616433889093751270078125390624015625e-46 GbE)  
■ 100 GbE Ethernet (4.379057701022968082166945468756350390625390624015625e-46 GbE)  
■ 100 GbE Ethernet (2.1895288505114840410834727343751953125390624015625e-46 GbE)  
■ 100 GbE Ethernet (1.09476442525574202054173636718759765625390624015625e-46 GbE)  
■ 100 GbE Ethernet (5.47382212627871010270868183593754878125390624015625e-47 GbE)  
■ 100 GbE Ethernet (2.7369110631393550513543441679687524390625390624015625e-47 GbE)  
■ 100 GbE Ethernet (1.368455531569677525677172083984375121953125390624015625e-47 GbE)  
■ 100 GbE Ethernet (6.842277657848387628388860419921875609375390624015625e-48 GbE)  
■ 100 GbE Ethernet (3.42113882892419381419443020996093753046875390624015625e-48 GbE)  
■ 100 GbE Ethernet (1.7105694144620969070972151049804687515234375390624015625e-48 GbE)  
■ 100 GbE Ethernet (8.5528470723104845354886050249402343751261953125390624015625e-49 GbE)  
■ 100 GbE Ethernet (4.276423536155242267744302512470117187512809375390624015625e-49 GbE)  
■ 100 GbE Ethernet (2.13821176807762113387215125623505890625124046875390624015625e-49 GbE)  
■ 100 GbE Ethernet (1.069105884038810566936075628117529450312512809375390624015625e-49 GbE)  
■ 100 GbE Ethernet (5.345529420194052834668037814061472512404687512809375390624015625e-50 GbE)  
■ 100 GbE Ethernet (2.6727647100970264173340189



Germany. “We manufacture according to KTA 3403 and IEEE317, our quality management system complies with ISO 9001, IAEA 50-C-Q and many others. This obviously contributed toward our extremely good performance in the NQA-1 supplier audit at first go,” he adds.


Since 1962, SCHOTT has delivered more than 12,000 EPAs that have been installed in about 100 nuclear power plants. They are still performing to specification without any maintenance whatsoever after more than 40 years in service. Nuclear power plants in Europe, South America, and Asia, as well as Japan’s nuclear powered ship “NS Mutsu” and Astute Class submarines by BAE Systems have also been equipped with EPAs from SCHOTT.

Compression glass-to-metal sealed feedthroughs consist of a metal housing, a glass sealant, and metal conductors. The preassembled



Attenuation measurement of fiber optical penetrations for pressurized water reactors (PWR) and boiling water reactors (BWR).

component is heated up to a temperature at which the glass melts to the metal. During the cooling process, the metal housing contracts to a much greater extent than the glass does. This compression creates a highly pressure-resistant and hermetically sealed unit that ensures the highest safety level.



**Housings for High Heat Load Applications**

**Product Information**  
High power lasers, often found in medical and industrial applications, require high power input and generate high levels of heat. Hence, materials used in the encapsulation of the laser must be capable of carrying high current levels to support the functioning of the laser and have high thermal conductivity so as to dissipate heat quickly.

SCHOTT offers a variety of laser packages, including a 9-mm TO header for high power laser applications. This stamped TO header, which is available in two standard designs, is a straightforward packaging option. Customers can, thereby, utilize accessible manufacturing infrastructure to achieve economies of scale.

**Advantages**

- High thermal conductivity: Copper, which possesses high thermal conductivity to support rapid heat dissipation, is used as the base material.
- High current carrying capacity: With the use of readily available material such as OF25, the TO header can carry high current levels.
- Customizable: In addition to two standard stamped designs, SCHOTT can create modified TO headers or packages with similar properties.
- Hermeticity: If required, in cases whereby hermeticity is requested, headers can be modified with CR3 base and copper braze.

**Preferential Specifications**

TO header size	9-mm (standard)
Thermal conductivity	400 W/m·K (Copper)
Current carrying capacity	45-60 A (diameter 0.508 mm pin diameter)
Pin material	OF25
Substrate material	Copper
Finish	Electroless Ni Electroless Au

For more information:  
SCHOTT Electronic Packaging GmbH  
Chindigkstrasse 18a, 39100  
Baldern, Lower Saxony, Germany

Phone: +49 (0)5271 9236-0  
Fax: +49 (0)5271 9236-200  
e-mail: ep-info@schott.com  
www.schott.com/epackaging

**SCHOTT**  
glass made of ideas

## Housings for High Heat Load Applications – New Datasheet!

High power lasers, often found in medical and industrial applications, require high power input and generate high levels of heat. Hence, materials used in the encapsulation of the laser must be capable of carrying high current levels to support the functioning of the laser and have high thermal conductivity so as to dissipate heat quickly.

SCHOTT offers a variety of laser packages, including a 9-mm TO header for high power laser

applications. This stamped TO header, which is available in two standard designs, is a straightforward packaging option. Customers can, thereby, utilize accessible manufacturing infrastructure to achieve economies of scale.

Please refer to the new information sheet “Housings for High Heat Load Applications” for more information. Alternatively, you could also contact us directly at any of our competence centers near you.

### Glass-to-metal Sealed Feedthroughs for Sensor Applications

**Product information**  
SCHOTT's glass-to-metal sealed (GTMS) feedthroughs protect various kinds of sensors from aggressive chemicals and extreme temperature conditions. The feedthroughs can provide absolute hermeticity to avoid electronic failure due to harsh environments (e.g. oil).

The design (e.g. pin count, layout and materials) of the feedthroughs can be customized according to the requirements of the end application. Similarly, the manufacturing process can also be individually adapted to meet individual customer requirements.

**Advantages**

- Light weight material
- Media resistance
- Non-spring material leads to longer sensor lifetime
- Wide temperature stability is suited for oxygen applications (e.g. fuel pump)

**Available Coatings**

- Electroless nickel
- Electrolytic nickel
- Electroless gold (outland AU)

**Technical Information**

Case Size: 1 x 1.57 inch x 1.5  
 Temperature stability: -200 °C to +200 °C  
 Pressure resistance: High

**Chemical resistance: High**  
 Thermal shock stability: -65 °C to 300 °C

**Applications**

**Industry examples**

- Pressure sensors
- Flow sensors
- Humidity sensors

**Automotive examples**

- Acceleration sensors
- Core sensors
- Flow sensors
- Pressure sensors

**Consumer goods (notebooks, washers, cooking material) examples**

- Core sensors
- Gas sensors

**Feedthrough for process and low sensor**

**Feedthrough for security sensor**

**SCHOTT**  
glass made of ideas

## Feedthroughs for Sensor Applications - New Datasheet!


Glass-to-metal sealed (GTMS) feedthroughs protect various kinds of sensors from aggressive chemicals and extreme temperature conditions. The feedthroughs can provide absolute hermeticity to avoid electronic failure due to harsh environments (e.g. oils). The design (e.g. pin count, layout and materials) of the feedthroughs can be customized according to the requirements of the end applications. Similarly, the manufacturing process can also

be individually adjusted to meet individual customer requirements.

To find out more about SCHOTT's feedthroughs for sensor applications, please refer to the new information sheet "Glass-to-metal Sealed Feedthroughs for Sensor Applications".

### 会社案内

Corporate Profile




**NEC / SCHOTT**

## NEC SCHOTT Corporate Brochure - Updated!

The NEC SCHOTT Components Corporation company brochure has been recently updated with the latest product information and improved readability.

NEC SCHOTT is a joint venture company, established in September 2000, between SCHOTT in Germany and NEC in Japan. Located in Minakuchi (Japan), NEC SCHOTT's main business lies in the development, production and sale of electronic components such as glass-to-metal seals, thermal cutoffs and special glass materials.

The dual language document, available in English and Japanese or Chinese and Japanese, provides a broad overview about the organization as well as a clear and concise description about its product offerings and current application areas. For a copy of this brochure, please visit [www.nec-schott.co.jp/english](http://www.nec-schott.co.jp/english) or contact us directly at any of our competence centers near you.



## Updated Technical Glass Handbook – New Glass Data and Information about Solid Oxide Fuel Cells

SCHOTT's Technical Glass Handbook is among one of our most frequently downloaded reference materials. To further improve its usefulness to the readers, the Handbook was updated with the most recent information about our new glass types and sizes. In addition, our technical experts have documented our latest product development for solid oxide fuel cells (SOFC) in Chapter 7.

You could download the Technical Glass Handbook from this link, or please feel free to contact us directly.

## Safety Upgrade at Hungarian Nuclear Power Plant with Glass-to-metal Sealed Electrical Penetration Assemblies

Hungary's only Nuclear Power Plant (NPP) located in Paks plays a significant role in the country's economy. The NPP, which houses four nuclear reactor units, accounts for more than 40 percent of the energy that the nation consumes. According to the International Atomic Energy Agency (IAEA), Paks NPP has an operational safety record on par with the best in the world. To raise this to an even higher level, 347 Electrical Penetration Assemblies (EPA) have been replaced. The new EPAs manufactured by VISOLA Ltd. ensure the highest safety thanks to the glass-to-metal sealed feedthroughs from SCHOTT Electronic Packaging GmbH.

All four units of the power plant that were put into service between 1982 and 1987 are constantly being modernized. This effort has certainly paid off: IAEA awarded Paks the highest scores for its safety performance.

"The Soviet designed VVER-440 type, V-213 model, second generation

pressurized water reactors are still functioning reliably. This can be attributed to the skilled maintenance work and a series of measures implemented for improving the level of safety," says Mr. István Mittler, Communication Director for Paks NPP Ltd. "However, in addition to the reconstruction of the reactor protection system, a lot of obsolete equipment had to be either replaced or refurbished," he adds.

### Safety upgrade to enable extension of service lifetime

As agreed to with the IAEA, the Hungarian government decided to upgrade the infrastructure of the NPP even further. The goal is to lay the foundation for an extended service life of 20 years, in addition to its original 30 years of operation. This means that several of the NPP's components need to be replaced, especially safety-critical parts like the Electrical Penetration Assemblies (EPAs), which were insulated with plastic that has since aged. EPAs that contain glass-to-metal sealed feedthroughs offered the

ideal solution.

"We prefer these products over other imported EPAs because they combine reliable feedthroughs with gamma screening and other constructional components required by our power plant," explains Mr. Géza Pekárik, Technical Director of Paks NPP Ltd. "The quality management system of both suppliers also passed our qualification standard. There was no defective product in the shipments and no failure occurred during operation."


### Glass-to-metal sealed penetrations with gamma screening

"We developed a complete family of EPAs based on these reliable glass-to-metal sealed feedthroughs that are equipped with gamma screening in order to be able to meet the rigid requirements of the VVER-440 type reactors at Paks NPP," says Dr. Endre Zelenyánszki, Managing Director of VISOLA Ltd. "The development of the design, manufacturing technology

and quality assurance system took four years. Domestic research laboratories were also involved in the testing of the design and qualification of the products,” adds Mr. Habib Naderi, Technical Adviser for VISOLA Ltd.

“Glass-to-metal sealed penetrations provide pass-through for power, control and instrumentation cables to the thousands of instruments, control panels, electric motors and many other electric and electronic devices in a nuclear power plant,” explains Dr. Oliver Fritz, at Technology Expert from SCHOTT Electronic Packaging. “They maintain the pressure boundary integrity of the containment structure for periods well in excess of the 60 years design lifetime and enhance the safety levels of the nuclear reactor,” he concludes.


“The installed EPAs will definitely be able to meet the requirements of the extended service time,” Mr. Pekárik says. “Uninterrupted operation of the existing four units over the next two decades will also serve as proof of concept for the construction of



Final inspection of a coaxial Electrical Penetration Assembly (EPA) made by VISOLA Ltd for VVER-440 type PWR of Paks NPP. Source: VISOLA

new reactors. According to the plan currently under preparation, two new units are to go into operation between 2020 and 2025 and thus provide the cornerstone for the national strategy on minimizing risks with respect to the country’s power supply,” he concludes.

For more information: <http://visola.hu/en>



**SCHOTT Battery Endseals**

**Product Information**

An increasing number of electronic devices are deployed in industrial and safety engineering applications. Due to the harsh and often inaccessible environmental conditions, such as demanding temperature profiles, these devices rely on batteries as an independent source of power.

Batteries convert stored chemical energy into electrical energy. Depending on the type of battery, the chemical composition varies. Lithium thionyl chloride (Li/SOCl<sub>2</sub>) batteries, for example, in a primary battery with very high energy density. Due to the low self-discharge rate, it is used in a number of emergency and safety applications, such as safety monitoring, industrial and alarm systems. Although lithium and thionyl chloride are extremely aggressive substances, the batteries can be reliably protected over long periods of time using special types of glass and metal seal and are highly resistant to both corrosion and chemicals. SCHOTT's glass-to-metal sealed feedthroughs ensure that the batteries are hermetically sealed and that power is conducted efficiently.

**Advantages**

- Proven glass-to-metal sealing (GTMS) technology employed in a wide spectrum of applications since 1939
- Included by the battery industry: More than 50 years of production hold technical data
- High safety standard: Reliable seal performance so that there is no leakage of electrolyte over the service lifetime of the battery
- In-house experience in glass technology and development know-how: Specialized developed glass types for (GTMS) feedthroughs with the greatest choice for customers who demand high reliability
- Vertically integrated production: From essential manufacturing to processing, SCHOTT's full-scale capability provides assurance of the product's superior quality

**Technical Information**

- Coefficient of expansion: 4.5 to 6.5 (temperature stability: -40 °C to 150 °C)
- Pressure resistance: High
- Chemical resistance: High
- Mechanical resistance: High

**For more information:**

SCHOTT Electronic Packaging GmbH | Phone: +49 (0)871 3531-254  
 Chindigolcher Strasse 27 | Fax: +49 (0)871 3531-411  
 86338 Lachau | Germany | [ep.schott@schott.com](mailto:ep.schott@schott.com)  
[www.schott.com/electronicpackaging](http://www.schott.com/electronicpackaging)

**SCHOTT**  
glass made of ideas

## Hermetically Sealed Feedthroughs for Batteries – New Datasheet!

Batteries are increasingly used as an independent source of power for applications such as industrial and safety engineering. Due to the harsh and often inaccessible environmental conditions, hermetically sealing the battery ensures that they perform efficiently and reliably, throughout its service lifetime.

SCHOTT leverages on its in-house glass type development expertise and proven glass-to-metal sealing

(GTMS) technology to offer custom-made battery endseals. Supported by more than 15 years of product-in-field technical data, players of the battery industry trust the superior quality of these products.

For more information, please refer to the new SCHOTT hermetic battery endseals information sheet. Alternatively, you could also contact us directly at any of our competence centers near you.

## Kaizen Further Enhances Product Quality and Shortens Lead-times

During the 2009 global economic crisis, SCHOTT Electronic Packaging (EP) carried out a Kaizen training program at its Landshut facility. Taking advantage of this period, a cross-department project team with members from research and development, quality management, production and logistics coordinated the exercise for 260 workers as well as 26 line managers and engineers.

Process improvement has been part of SCHOTT's philosophy since its foundation in 1884, and it continues to keep itself current by benchmarking and reviewing new business practices. Kaizen, made popular in the last decades, has proven to be a very useful tool. It is a system of improvement based on making little changes on a regular basis: always improving productivity, safety and effectiveness while reducing waste. It involves setting standards and then continually improving those standards. To support the higher standards Kaizen also involves providing the training, materials and supervision that is needed for employees to achieve the high-

er standards and maintain their ability to meet those standards on an on-going basis.

All production teams in Landshut are now directly involved in such a continuous improvement process on a daily basis, contributing towards enhancing key performance indicators such as quality and lead-time. The achievements are beneficial to the employees, the company and, of course, the customers.

The production of optical TO caps, for example, was optimized in this way. The team reviewed the entire production process and examined all factors including materials, machines, measuring and processing methods. The team concluded that the quality of the product and the production yield could be improved by several percentage points with the use of a new eco glass type and other minor measures.

The continuous improvement process has been applied in all product segments of SCHOTT Electronic Packaging, ranging from Electrical

Penetration Assemblies to glass-to-metal and ceramic-to-metal sealed housings and glass powders. The "Special Supplier Award" by BAE Systems and the "Best Supporting Partner Award" by Wuhan Telecommunication Devices (WTD) show that this dedication to quality pays off.



**Please contact us directly at any of our competence centers near you.**